




Specialty Casework – Store Fixtures

When it comes to store fixtures, a carefully chosen slide can mean the difference between a hazardous work area and an attractive, unobstructed walkway or display. Important factors to consider are slide strength, how easily the drawer can be removed, and the special features best suited to the environment.


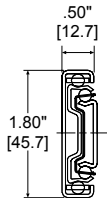



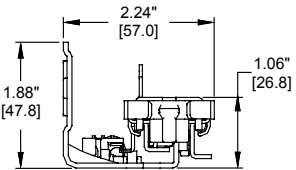
Specification Suggestions


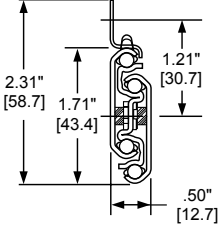
A. Drawer Slides for Light and Medium-Duty Drawers	B. Drawer Slides for Heavy-Duty Drawers
<p>1. Drawers 24 in. [406 mm] wide or less: Accuride 3832E all ball bearing slide, with lever disconnect, hold-in detent, full extension, and 100 lbs./pr. [45 kg] load rating.</p> <ul style="list-style-type: none"> a. Standard finish: clear zinc b. Optional finishes: black zinc, electrocoat white 	<p>2. Drawers 42 in. [1067 mm] wide or less: Accuride 3640A all ball bearing slide, with rail/bracket mount, full extension + 1 in. [25 mm] over travel, hold-in detent, and 200 lbs./pr. [91 kg] load rating.</p> <ul style="list-style-type: none"> a. Standard finish: clear zinc b. Optional finish: black zinc
<p>2. Drawers 24 in. [610 mm] wide or less: Accuride 7434 (7432, full extension) all ball bearing slide, with rail mount, full extension + 1 in. [25 mm] over travel, hold-in detent, 100 lbs./pr. [45 kg] load rating, and progressive movement.</p> <ul style="list-style-type: none"> a. Standard finish: clear zinc b. Optional finish: black zinc 	<p>3. Drawers 42 in. [1067 mm] wide or less: Accuride 7957 (7950, non-disconnect) all ball bearing slide, with full extension, hand lever disconnect, and 350 lbs./pr. [159 kg] load rating.</p> <ul style="list-style-type: none"> a. Standard finish: clear zinc
<p>3. Drawers 30 in. [762 mm] wide or less: Accuride 3135EC Eclipse, fully concealed undermount slide with ball bearing and polymer rollers, lever disconnect, full extension, soft-closing action, and 100 lbs./pr. [45 kg] load rating.</p> <ul style="list-style-type: none"> a. Standard finish: clear zinc 	  


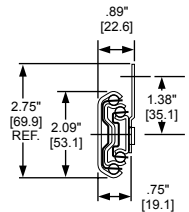
Specialty Casework – Store Fixtures


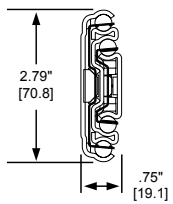
Recommendations for slide selections for manufactured casework are based on the following testing:

 <p>3832E-22"</p> <p>BHMA CERTIFIED AWI</p>	Features:	Side or hard mount, lever disconnect, full extension	
	Drawer Width:	24 in.	
	Gross Load:	100 lbs.	
	Cycles:	50,000	
	Coment:	Cycle tested from center pull only	


 <p>3135EC-22"</p> <p>BHMA CERTIFIED AWI</p>	Features:	Undermount, lever disconnect, full extension, Easy-Close mechanism brings drawers to a smooth, gentle close	
	Drawer Width:	30 in.	
	Gross Load:	100 lbs.	
	Cycles:	50,000	
	Coment:	Cycle tested from center pull only	

 <p>7434/7432-22"</p> <p>BHMA CERTIFIED AWI</p>	Features:	Rail mount and disconnect, progressive movement, 7434-Over travel, 7432-Full Extension	
	Drawer Width:	24 in.	
	Gross Load:	100 lbs.	
	Cycles:	75,000	
	Coment:	Cycle tested with side and center pull, drawer mounted with rail	

 <p>3640A-22"</p> <p>BHMA CERTIFIED AWI</p>	Features:	Rail/bracket mount and disconnect, over travel	
	Drawer Width:	42 in.	
	Gross Load:	200 lbs.	
	Cycles:	75,000	
	Coment:	Cycle tested with side and center pull, mounted with rail/bracket.	

 <p>7950/7957-22"</p> <p>BHMA CERTIFIED AWI</p>	Features:	Side or hard mount, lever disconnect, full extension	
	Drawer Width:	42 in.	
	Gross Load:	350 lbs.	
	Cycles:	10,000	
	Coment:	Cycle tested from center pull only	

Accuride[®]
 12311 Shoemaker Avenue
 Santa Fe Springs, CA 90670
 phone: 562.903.0200
 fax: 562.903.0208
 www.accuride.com

 Accuride printed materials are:
 Printed with soy based inks. Printed on paper that contains recycled materials and conforms to the latest sustainable arboriculture guidelines.

Follow us:



