


Accuride®

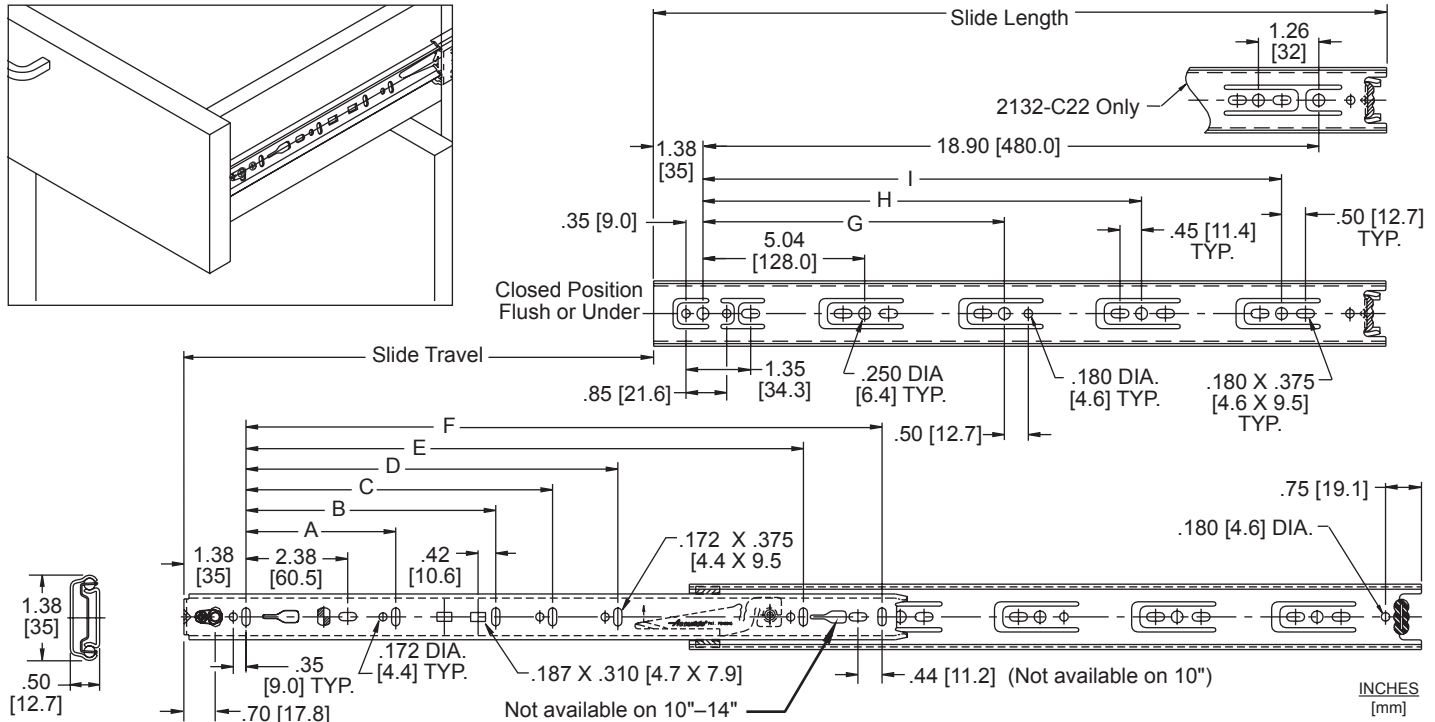
MODEL 2132C  **DRAWER ADJUST**

3/4 Extension Slide
75 lb.* [34 kg] Capacity
Optional Face Frame Mounting
Vertical Drawer Adjustment Cam

APPLICATIONS: For use in medium duty box drawers, store fixtures, residential and institutional furniture, and laboratory furniture. *Use for side mount only. This product is covered by U.S. (6,145,945) and various foreign patents issued and/or pending.*

2132C QUICK REFERENCE

Total necessary side space: $.50" + .031 \times 2$
Length: 10"–28"
Overall slide dimensions: $.50" \times 1.38"$
Minimum drawer height: 1.38"
Load rating: 75 lbs.



Finish Available in clear electro-zinc (C)•, or black zinc (CB)

Length Even lengths 10"–28" [250 mm–700 mm]

Travel 3/4 extension

Load 75 lbs.* [34 kg] per pair

Height 1.38" [35.0 mm]

Side Space $.50" + .031 / -.000$ (1/2" +1/16" / -0)

Mounting Side, optional face frame brackets

Movement Steel ball bearings

Also Drawer member vertical cam adjustment, lever disconnect, positive stop, hold-in detent, silenced in and out.

Part Number	Slide Length	Slide Travel	A	B	C	D	E	F	G	H	I
2132-C10	9.84 [250]	6.42 [163]	3.78 [96.0]					7.56 [192.0]			
2132-C12	11.81 [300]	8.08 [205]	3.78 [96.0]					9.52 [242.0]	8.82 [224.0]		
2132-C14	13.78 [350]	10.25 [260]	5.04 [128.0]					11.50 [292.0]	8.82 [224.0]		
2132-C16	15.75 [400]	11.05 [281]	5.04 [128.0]					13.47 [342.0]	8.82 [224.0]		12.60 [320.0]
2132-C18	17.72 [450]	13.02 [331]	5.04 [128.0]	8.82 [224.0]				15.43 [392.0]	8.82 [224.0]		13.86 [352.0]
2132-C20	19.69 [500]	14.79 [376]	5.04 [128.0]	8.82 [224.0]				17.40 [442.0]	8.82 [224.0]		16.38 [416.0]
2132-C22	21.65 [550]	16.34 [415]	5.04 [128.0]	8.82 [224.0]	12.60 [320.0]			19.37 [492.0]	8.82 [224.0]	13.86 [352.0]	See Above
2132-C24	23.62 [600]	17.74 [451]	5.04 [128.0]	8.82 [224.0]	12.60 [320.0]			21.34 [542.0]	8.82 [224.0]	13.86 [352.0]	18.90 [480.0]
2132-C26	25.59 [650]	19.20 [488]	5.04 [128.0]	8.82 [224.0]	12.60 [320.0]	16.38 [416.0]	21.42 [544.0]	23.31 [592.0]	8.82 [224.0]	13.86 [352.0]	21.42 [544.0]
2132-C28	27.56 [700]	20.70 [526]	5.04 [128.0]	8.82 [224.0]	11.34 [288.0]	16.38 [416.0]		25.28 [642.0]	8.82 [224.0]	13.86 [352.0]	21.42 [544.0]

* Load rating based on an 18" slide in a 16" wide drawer cycled 50,000 times.
• Clear and white finishes are RoHS compliant

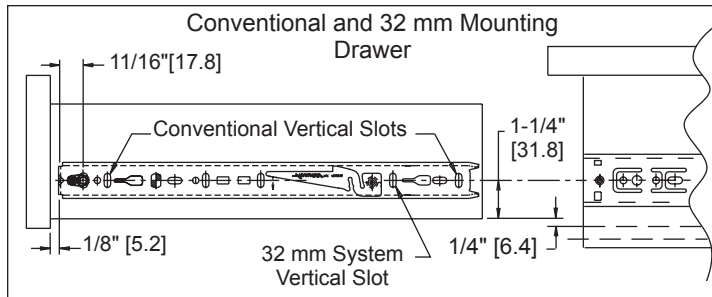
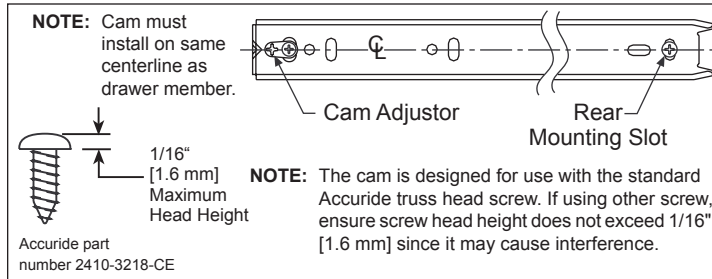
Installation Instructions

Install Cabinet Member

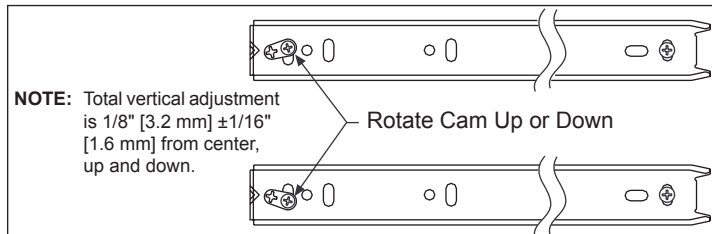
1. Separate slide members by lifting up the disconnect lever and pulling apart members.
2. Install cabinet (large) member first. For applications with an overlay drawer front, refer to figure 1 for conventional mounting and figure 2 for 32 mm system mounting. For applications with an inset drawer front, set the slide back the thickness of the drawer front plus 1/8" [3.2 mm].

Install Drawer Member

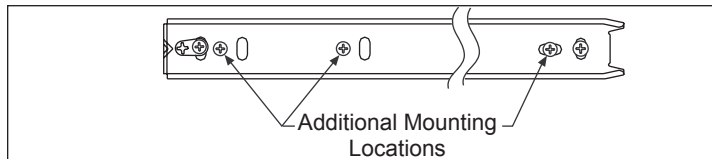
3. Install the drawer member with a screw through the cam adjuster and through a hole or slot at the rear.



4. Make sure the ball bearing retainers in the cabinet side are fully forward. Install drawer into cabinet. Close the drawer.
5. Open the drawer and rotate the cam with a Phillips or Pozi screwdriver to vertically position the drawer in relation to the cabinet.



6. Install additional set screws to secure.



Slide Ordering Instructions

Complete your slide order for Accuride model 2132C by specifying the following:

	10 Pair	C	2132	-C18	D
Total Required Slides	_____	_____	_____	_____	_____
Slide Finish	_____	_____	_____	_____	_____
Slide Model	_____	_____	_____	_____	_____
Slide Length	_____	_____	_____	_____	_____
Polybag Packaging	_____	_____	_____	_____	_____

For the most current technical information visit www.accuride.com

Figure 1 Conventional Mounting—Cabinet

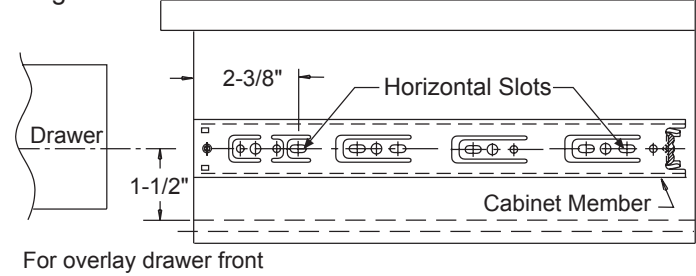
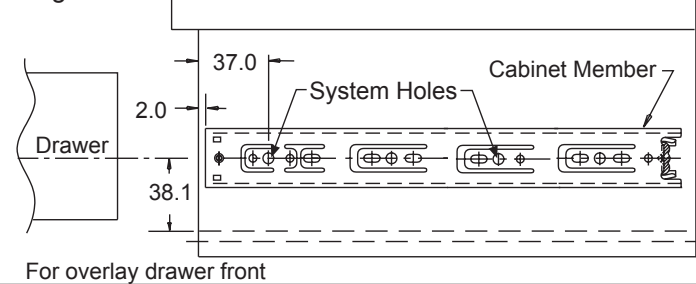


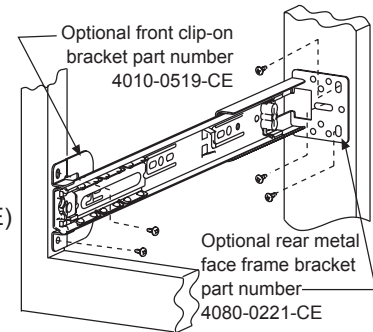
Figure 2 32 mm System—Cabinet



Optional Face Frame Brackets

Face frame brackets are ordered as a **kit** or in **bulk**. Brackets are available in clear zinc finish only. Mounting screws are not included.

For **bulk**, order 2 front brackets (P/N 4010-0519-CE) and 2 rear brackets (P/N 4080-0221-CE) per pair of slides. To order **kits**, specify part number 4180-0321-XE. Each kit contains: 2 front brackets 2 rear brackets, and installation instructions. Order 1 kit per pair of slides.



Packaging

Distributor (D) Pack: All lengths are packaged 10 pair per box. Available in clear zinc (C) only. Polybag includes one pair of slides with mounting screws.

Bulk (P) Pack: All lengths are packaged 10 pair per box. Available in clear zinc (C) and black zinc (CB). Slides and screws are ordered and packaged separately.

Specifications

Slide members and ball retainers: Cold rolled steel
Ball bearings: Carburized steel/acetal polymer
Clear and white finishes are RoHS compliant

NOTE: Specifications, materials, prices, terms, and delivery are subject to change without notice.

Accuride

ACCURIDE INTERNATIONAL INC.

12311 Shoemaker Avenue
Santa Fe Springs, CA 90670
TEL (562) 903-0200
FAX (562) 903-0208
www.accuride.com

Manufacturing, Engineering, and Sales
United States • Germany • Japan • Mexico • United Kingdom • China

Copyright © 2007 Accuride International Inc. 3700-9392(9391)-MK049-R13-0408